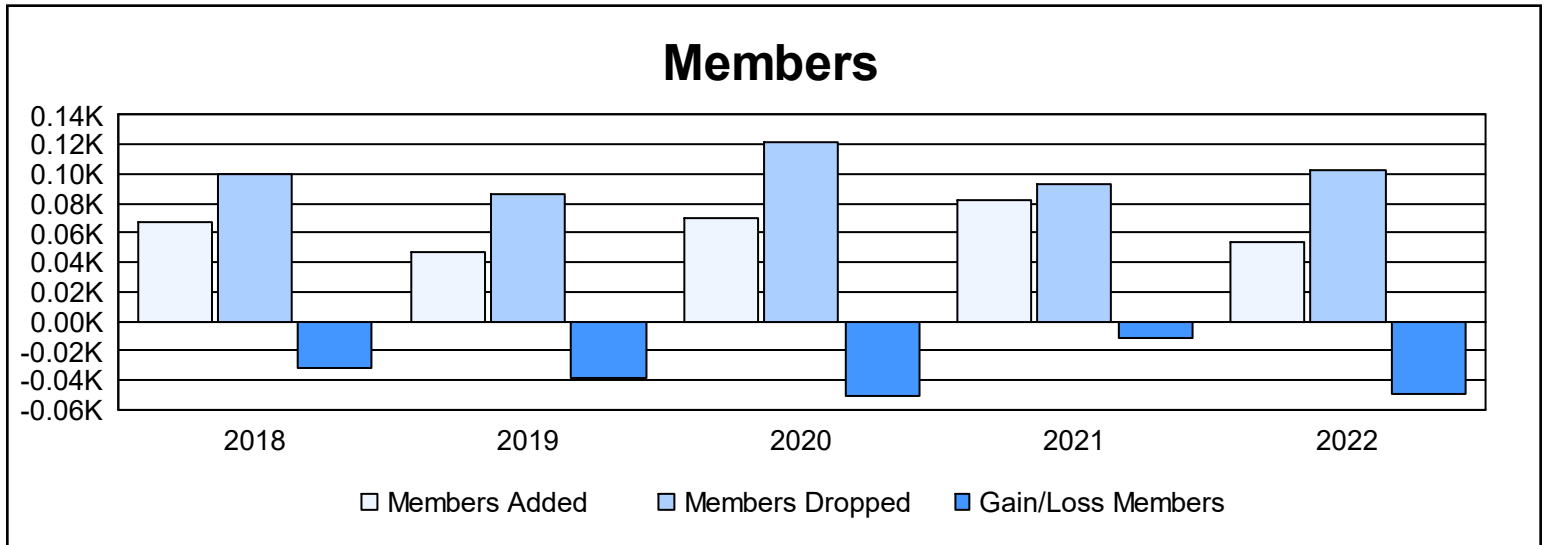
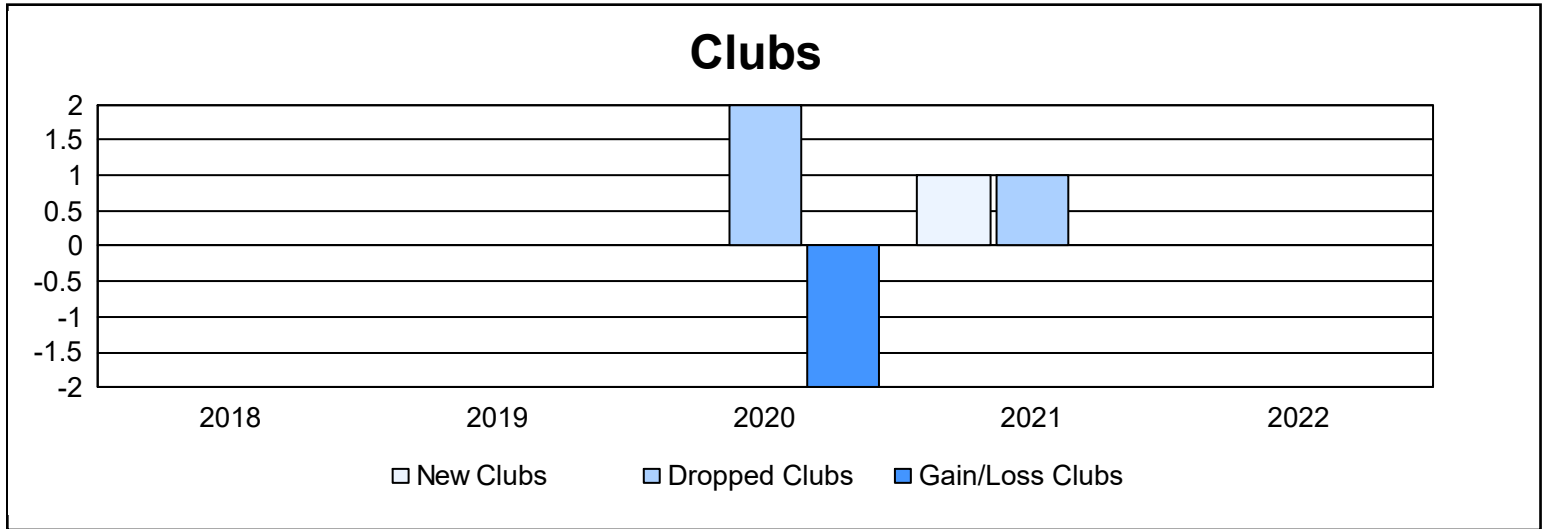
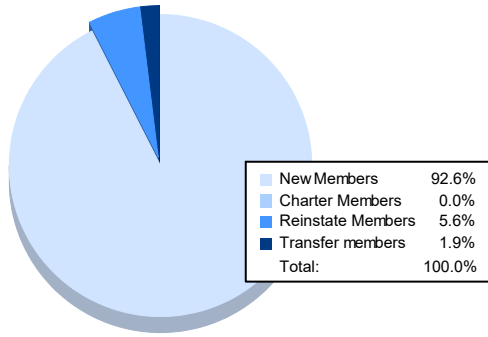


Year	New Clubs	Dropped Clubs	Gain/ Loss Clubs	New Members	Charter Members	Reinstate Members	Transfer Members	Total Member Added	Total Members Dropped	Gain/ Loss Members
2017-2018	0	0	0	61	0	0	7	68	100	-32
2018-2019	0	0	0	41	0	3	3	47	86	-39
2019-2020	0	2	-2	61	0	1	8	70	121	-51
2020-2021	1	1	0	53	21	7	1	82	93	-11
2021-2022	0	0	0	50	0	3	1	54	103	-49
<b>Average</b>	<b>0</b>	<b>1</b>	<b>0</b>	<b>53</b>	<b>4</b>	<b>3</b>	<b>4</b>	<b>64</b>	<b>101</b>	<b>-36</b>



### Membership Composition June 2022 Cumulative



### Gender Composition June 2022 Cumulative

